



**DEPARTMENT OF PRESIDENT & BOUGAINVILLE
EXECUTIVE COUNCIL**

OFFICE OF CHIEF SECRETARY

**ODA - Development Partner Financing
and Coordination**

ABG Tax and Revenue Summit

Buka 27 September 2017

Daphney Toke & Justin Shone

Presentation Structure

- Overview
- Development Cooperation Environment in PNG & AROB
- Development Cooperation and the 2030 Development Agenda
- PNG Development Cooperation
- Bougainville Development Cooperation
- Questions - Comments

PNG Development Cooperation Environment

- Bougainville Peace Agreement clearly mandates that the National Government leads on development cooperation
- Kavieng Declaration on Aid Effectiveness
- 2014 ABG / PNG / DPs Resolution (refer next slide)
- 2015 PNG Development Cooperation Policy
 - DNPM Coordination mechanisms include: High-Level Forum, Policy Level Dialogue, Sector Consultations, technical level consultations and Development Partner Strategies.
- 2017 (August 25 - NCOBA) ABG – DP meeting



ABG – DP Resolution - 2014

Resolution Agreed:

- ABG Priorities to drive DP Cooperation
- ABG and DPs to identify funding Gaps
- A minimum of 2 ABG DP meetings every year
- DP Coordination meetings to be themed
- Regular meetings between ABG Chief Sec and DPs
- DP committed to providing information and data on activities following ABG systems
- DP support will be reflected in the national and ABG budget

Toward Effective Development Cooperation

➤ **Aid Effectiveness Principles** draw from 50 years of development co-operation experience

➤ **Busan Declaration (2011) and Global Partnership for Effective Development Co-operation**

The Paris Declaration "Pyramid"



- *Ownership of development priorities by developing countries*
- *Focus on results*
- *Inclusive development partnerships*
- *Transparency and accountability*

ABG Development Financing and Coordination

Mission: Ensuring the effective use of the external assistance provided by Development Partners, so as to guarantee coordination and harmonization in accordance with the development priorities set by the ABG

- DP Coordination sits within the office of the Chief Secretary
- Specialized unit and staff established within Office of Chief Secretary
- Current focus of work:
 - Ensuring synergy with the National Development Cooperation Policy and coordination Mechanisms
 - Restoration and implementation of the 2014 Resolution Agreement
 - Training of ABG staff on aid effectiveness
 - Collection of ODA data
 - Establishment of Aid Database and associated processes

Next Steps – Moving Forward

- Alignment and compliance with the Peace Agreement and National Policy of Development Cooperation
- Transparency and Alignment of DP assistance with ABG Strategic Development Plan
- Collection, validation and analysis of data from DPs
- Establishment of coordination mechanisms within ABG
- Implementation of the 2014 resolution
- Structured dialogue and mechanisms with DPs.
- Development of Longer term project to Support Aid Coordination

Development Partner Support to Bougainville



2030 Agenda for Sustainable Development



Addis Ababa Action Agenda

"A Global framework for Cohesive nationally owned sustainable development strategies, supported by integrated national financing frameworks, will be at the heart of our efforts"

The slide features a decorative background. On the left side, there is a light blue geometric pattern consisting of overlapping triangles and lines. On the right side, there is a semi-circular arc composed of several colored segments (cyan, magenta, yellow, green). Each segment contains a white icon: a dove, a flower-like symbol, a group of people, a hand holding a plant, a heartbeat line, a graduation cap, a recycling symbol, and an infinity symbol. The overall design is clean and modern, emphasizing global and sustainable development themes.

Addis Ababa Action Agenda

"A Global framework for Cohesive nationally owned sustainable development strategies, supported by integrated national financing frameworks, will be at the heart of our efforts"

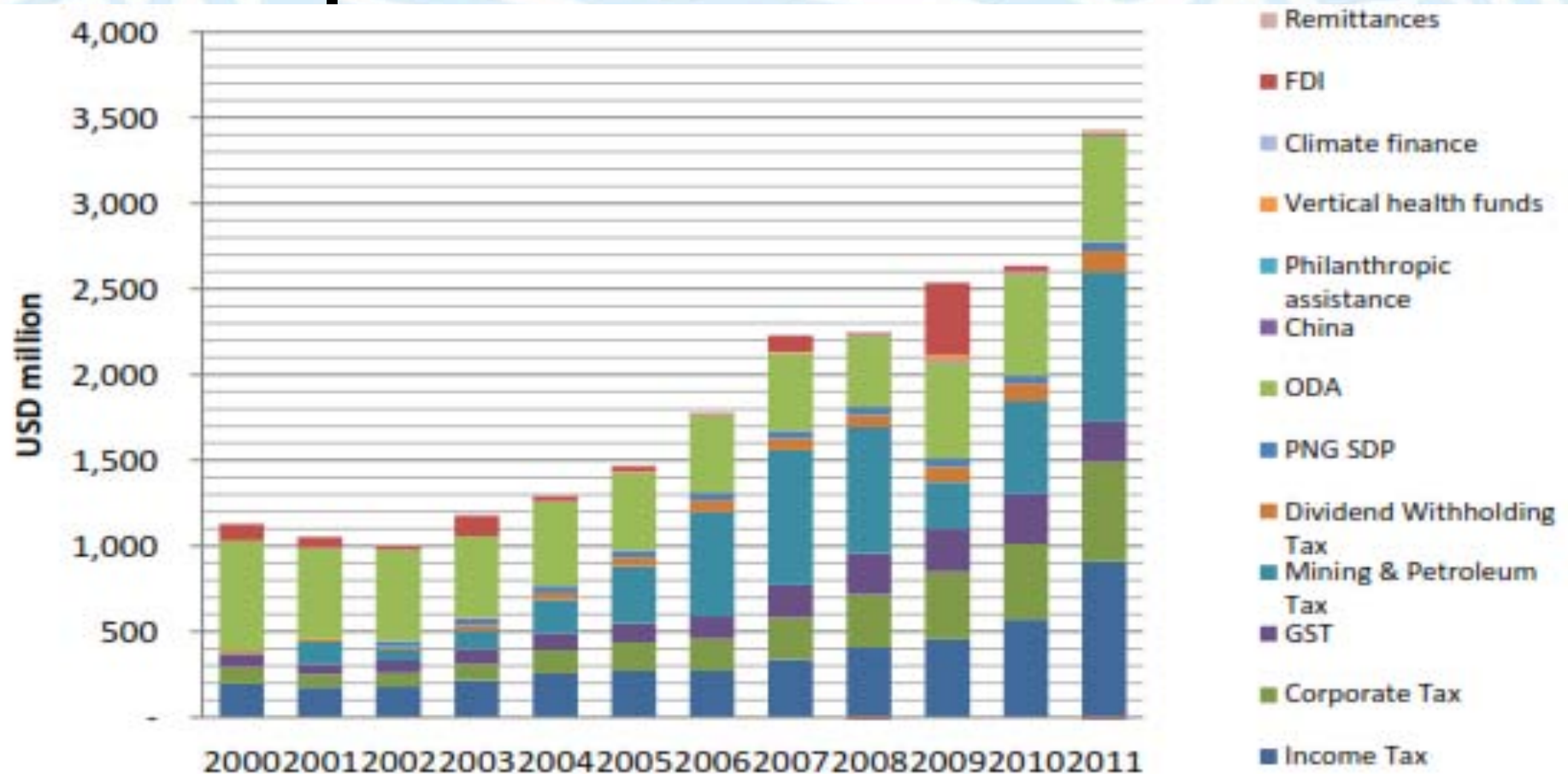
The slide features a decorative background. On the left side, there is a light blue geometric pattern consisting of overlapping triangles and lines. On the right side, there is a semi-circular arc composed of several colorful segments (cyan, magenta, yellow, green). Each segment contains a white icon: a dove, a flower-like symbol, a group of people, a hand holding a plant, a heartbeat line, a graduation cap, a recycling symbol, and an infinity symbol. The overall design is clean and modern, emphasizing global and sustainable development themes.

Development Financing

- Across sectors – budgeting... climate change and gender
- Financial flows...
- Many different Departments have roles in leveraging different aspects of finance – beyond the silos
 - Tax Revenue Agency / Board
 - DoTF
 - DoMER
 - Domestic private sector – commerce / industry
 - FDI – DPI
 - Remittances –
 - ODA (Grant and Loan)
 - Moving Beyond the Silos.....

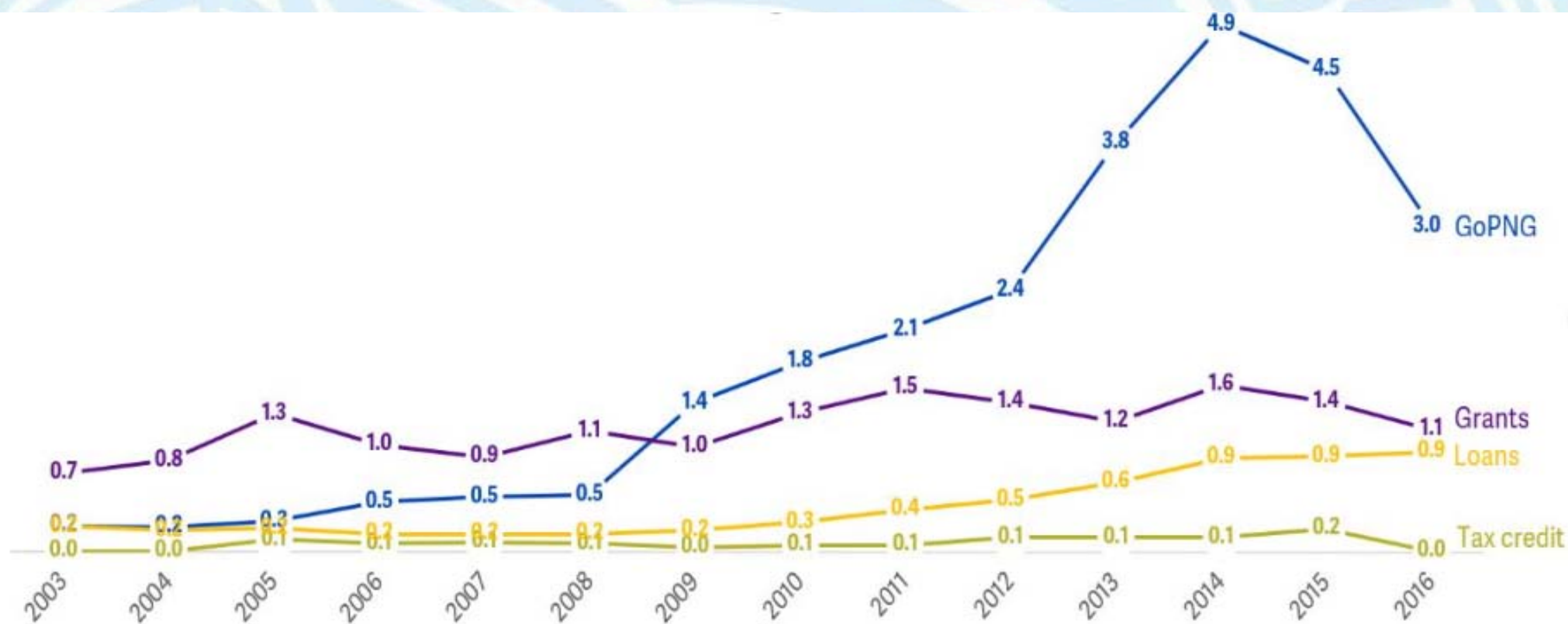


Development Finance PNG 2000 -2011



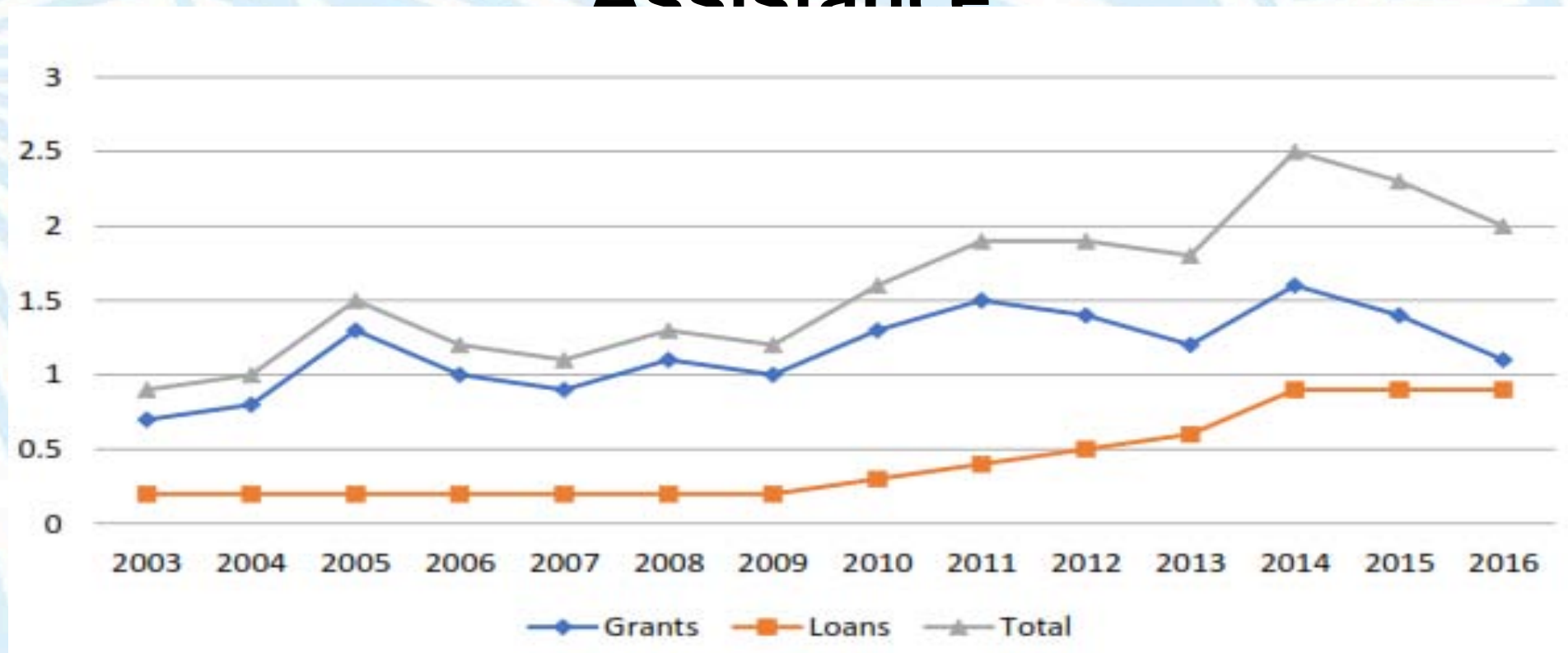
Source: DFA 2014

PNG Capital Investment Budget Trend – 2003 - 2017



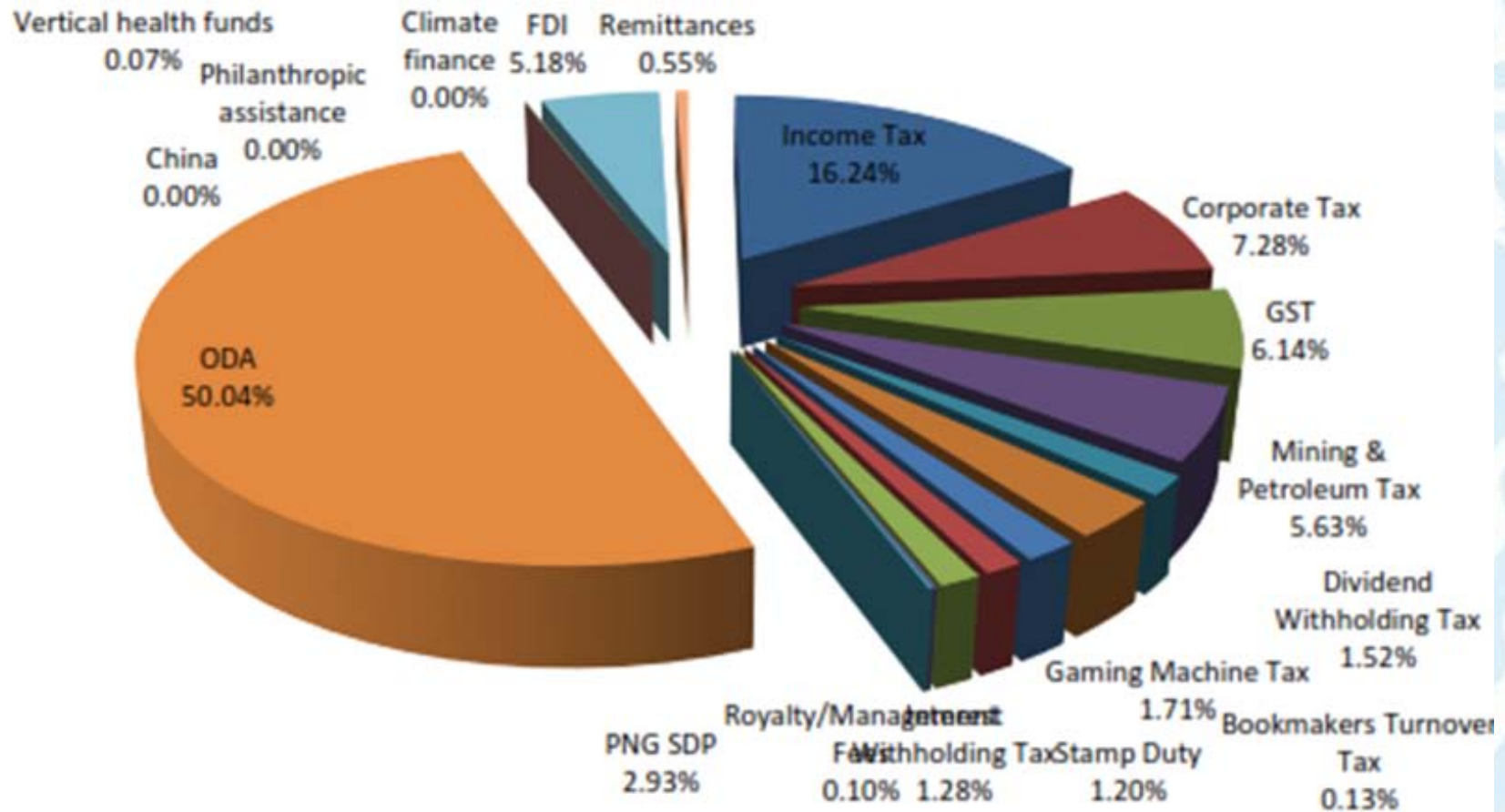
Source: DFA 2014

Current PNG National Trend in ODA Assistance



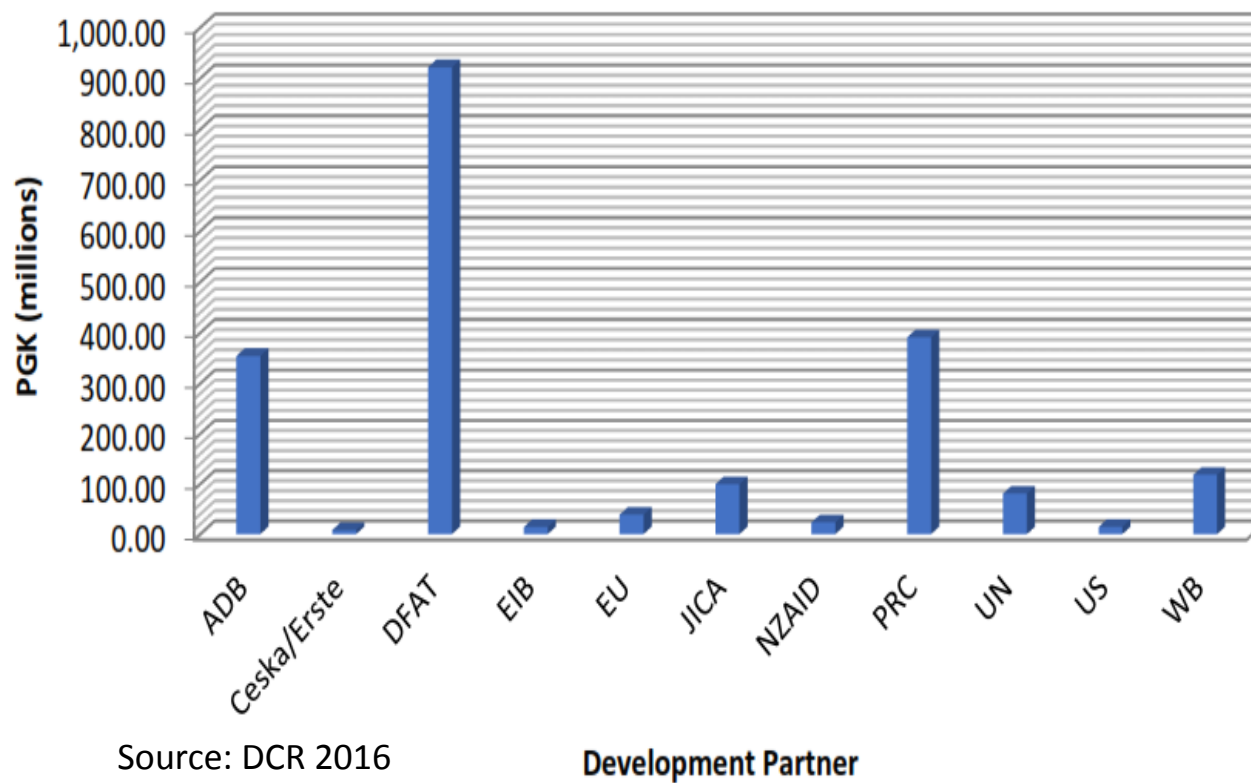
Source: DNPM 2016 Donor Cooperation report - billions PGK

PNG Development Financing 2013 (PNG)



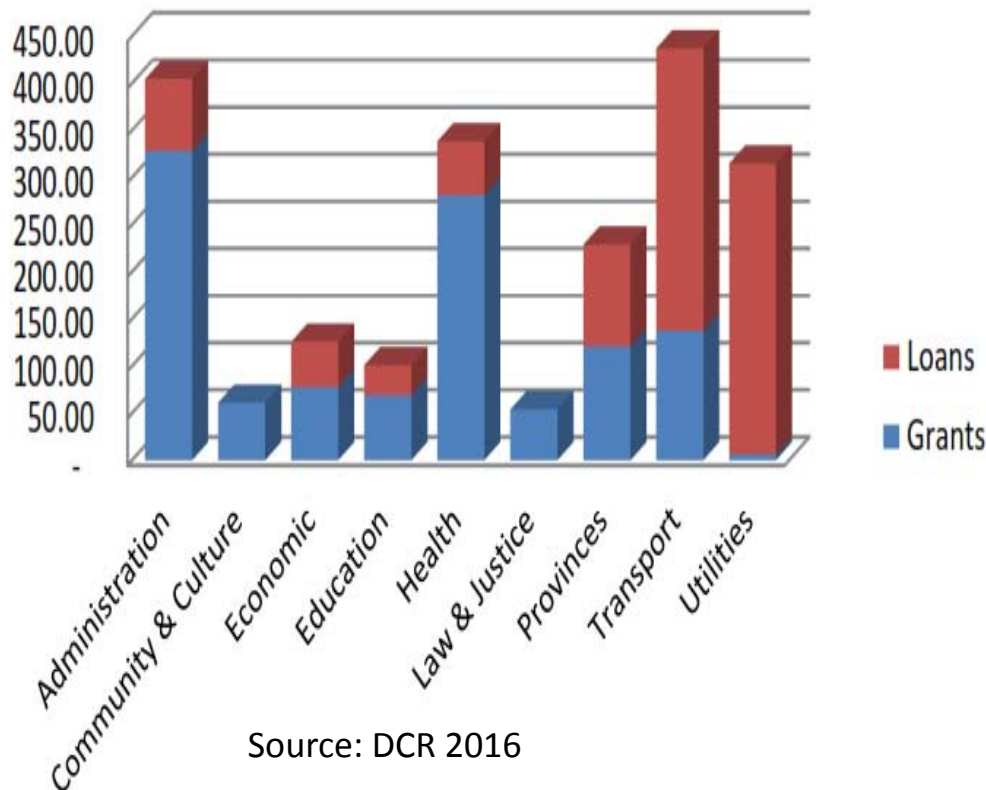
Source: DCR 2016

DP Contributions 2016 (National – (capital investment budget

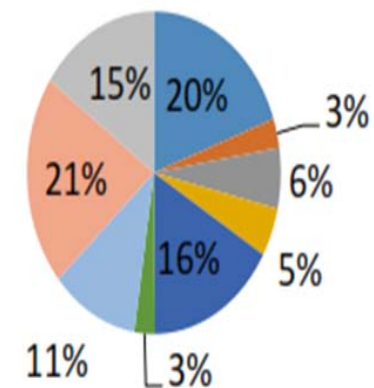


Development Partner	2016 Planned /Projections (millions)	Percentage
DFAT	921.72	44.65
PRC	390.91	18.94
ADB	354.29	17.16
WB	118.20	5.73
JICA	99.36	4.81
UN	80.75	3.91
EU	38.88	1.88
NZAID	23.29	1.13
US	14.53	0.70
EIB	14.29	0.69
Ceska/Erste	8.01	0.39
TOTAL	2,064.22	100.00

Development Partner Investments by Sector and Type (PGK m) National Level (2016)



Administration
 Community & Culture
 Economic
 Education
 Health
 Law & Justice
 Provinces
 Transport
 Utilities



Bougainville Development Partners (ODA)




Save the Children



**THE
WORLD
BANK**



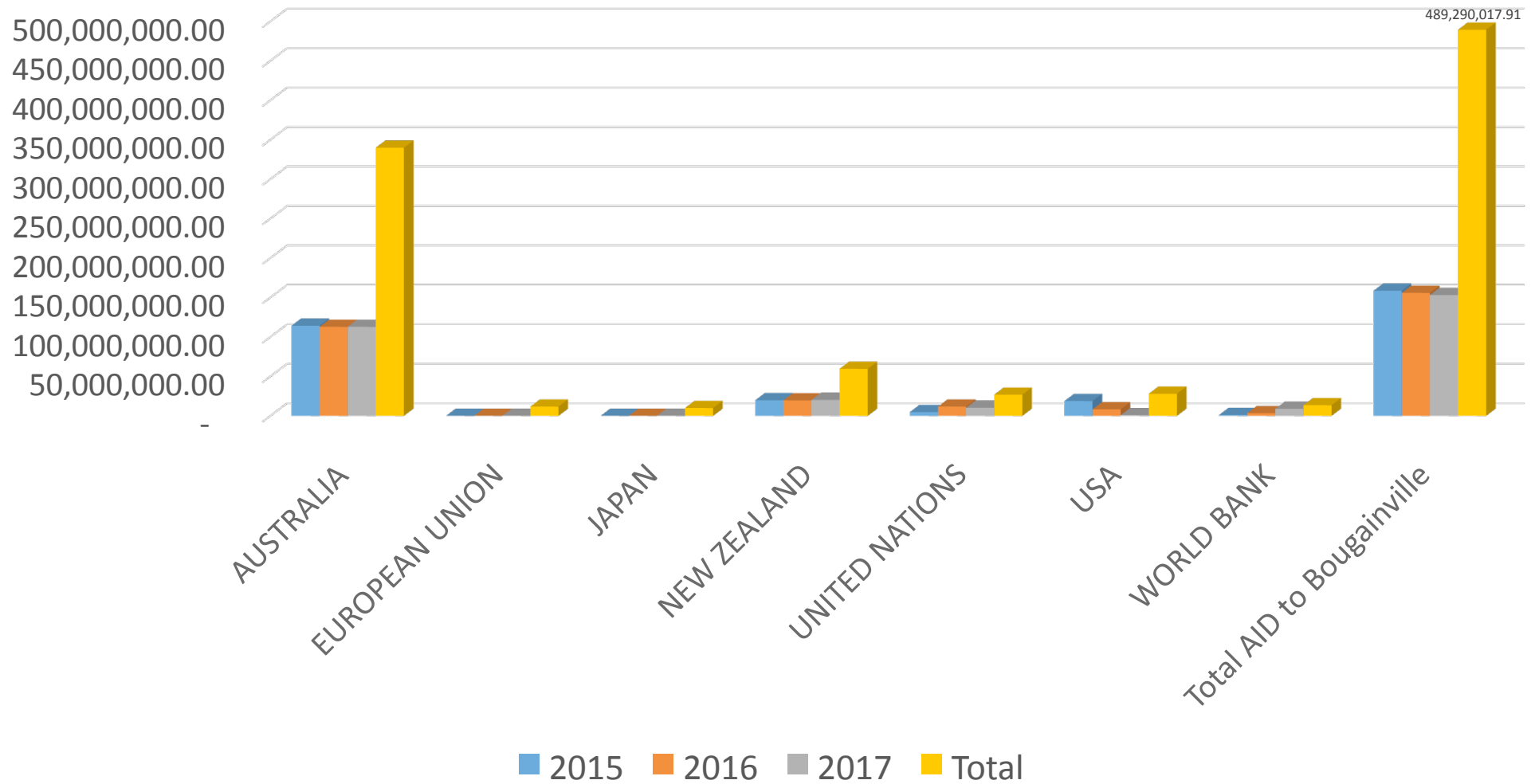
USAID
FROM THE AMERICAN PEOPLE



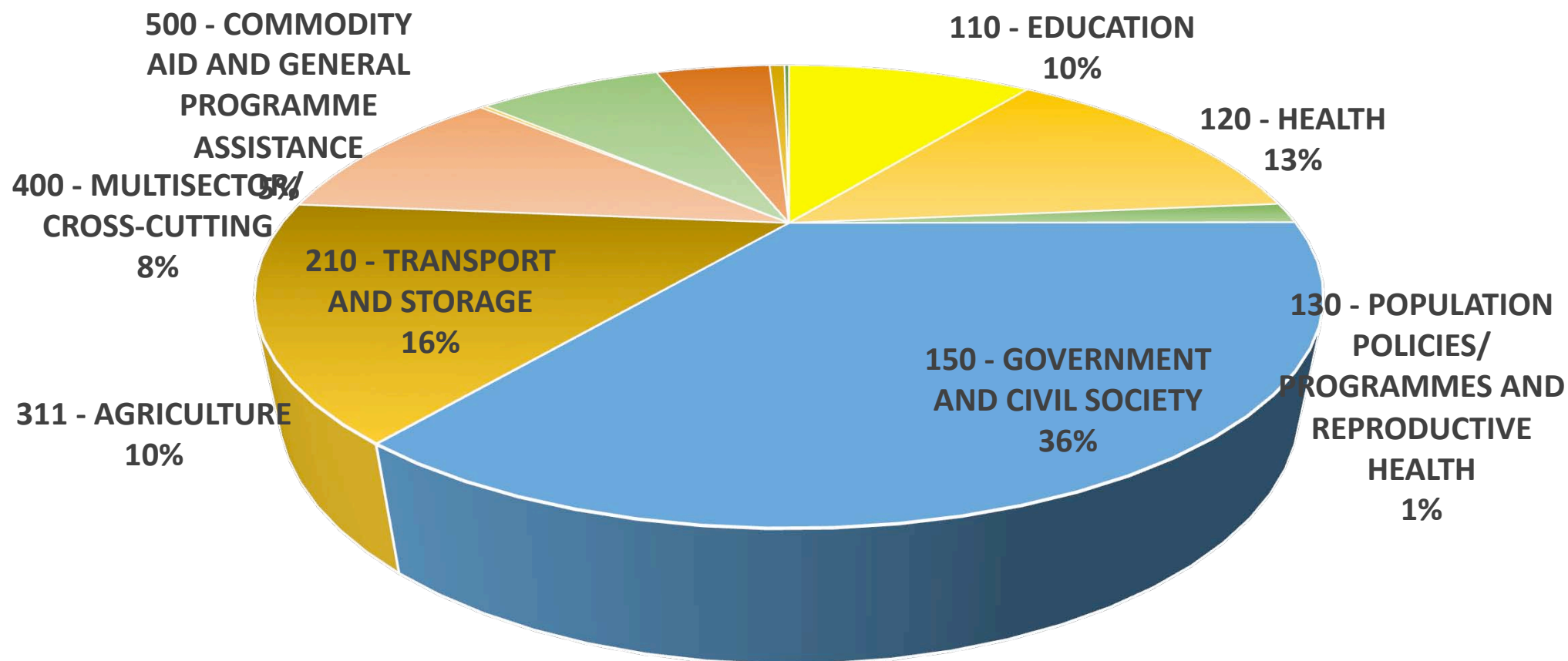
DP Support (PGK) to Bougainville 2015 - 17

Development Partners	2015	2016	2017	Total
AUSTRALIA	114,234,000.00	112,801,768.33	112,801,768.33	339,837,536.66
EUROPEAN UNION	-	-	-	11,712,000.00
JAPAN	-	-	-	9,937,547.63
NEW ZEALAND	19,759,869.60	19,616,935.20	20,222,913.60	59,599,718.40
UNITED NATIONS	4,762,236.80	11,709,847.17	10,282,297.60	26,754,381.57
USA	18,764,457.37	8,333,029.68	875,929.60	27,973,416.65
WORLD BANK	1,133,781.00	3,384,196.00	8,957,440.00	13,475,417.00
Total AID to Bougainville	158,654,344.77	155,845,776.38	153,140,349.13	489,290,017.91

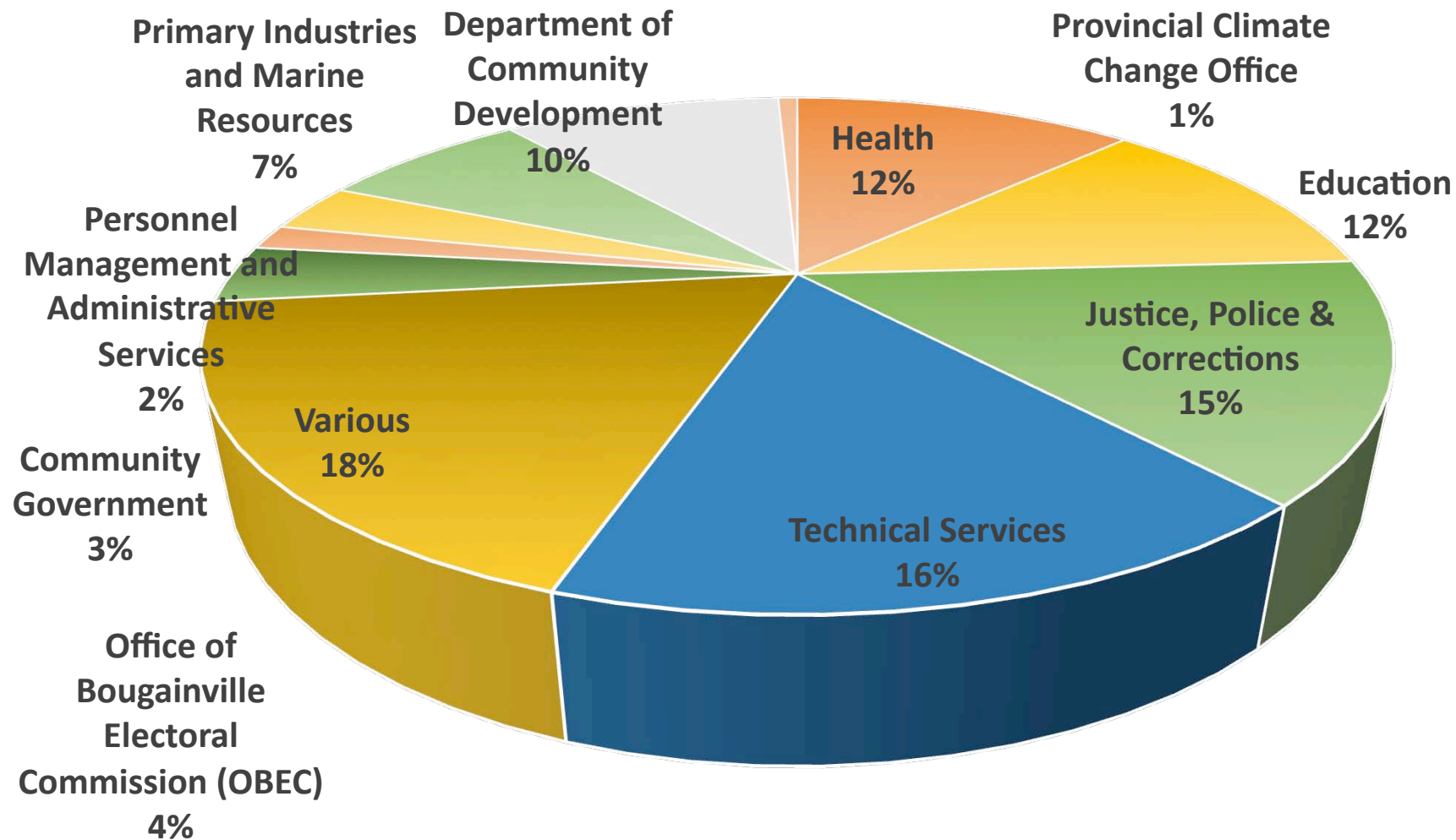
ODA disbursement by DPs (2015 – 2017)



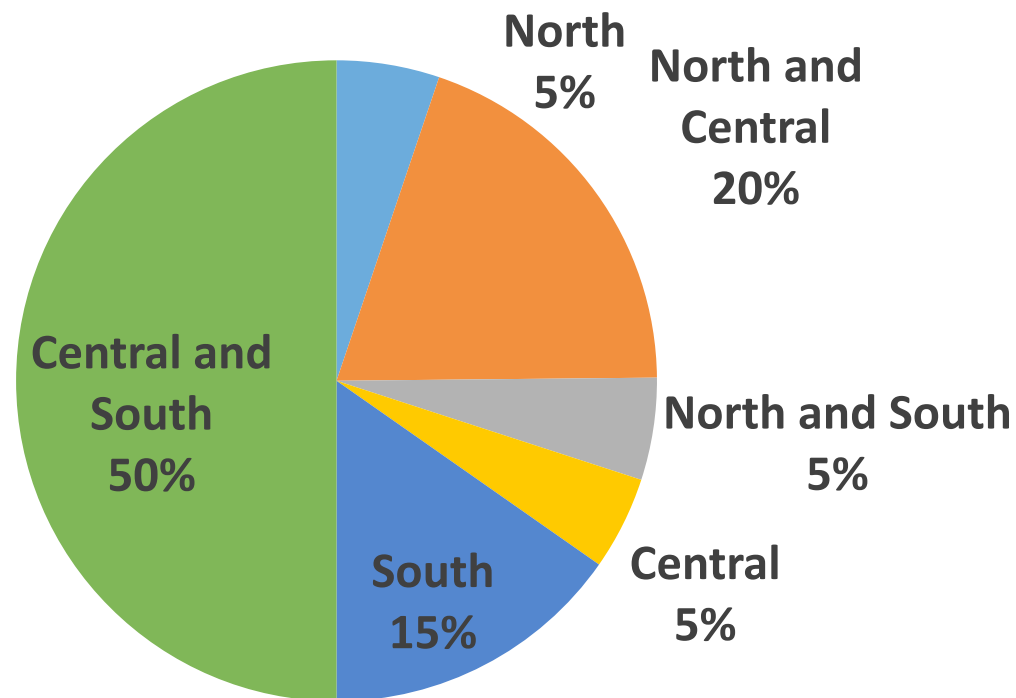
DP 2016 Support by OECD DAC Sector



2016 ODA Disbursement by ABG Department



Development Partner Support by location



■ North ■ North and Central ■ North and South ■ Central ■ South ■ Central and South

ABG ODA vs National ODA 2016

DP	PNG	AROB
AUS	921.72	112.8
PRC	390.91	
ADB	254.91	tbc
WB	118.2	3.4
Japan	99.36	tbc
NZ	84.5	19.6
UN	80.75	11.7
EU	38.88	tbc
USA		2.6

The background of the slide is a complex, abstract pattern of blue lines on a white background. The lines form various geometric shapes, including triangles, squares, and irregular polygons, creating a dense, woven appearance. The pattern is not uniform, with some areas having more lines than others, giving it a dynamic and textured look.

Thank You

Questions – Clarifications – Discussion